

LAS VEGAS METROPOLITAN POLICE DEPARTMENT

MURDER STAT SHEET

01/01/2022 - 12/16/2022

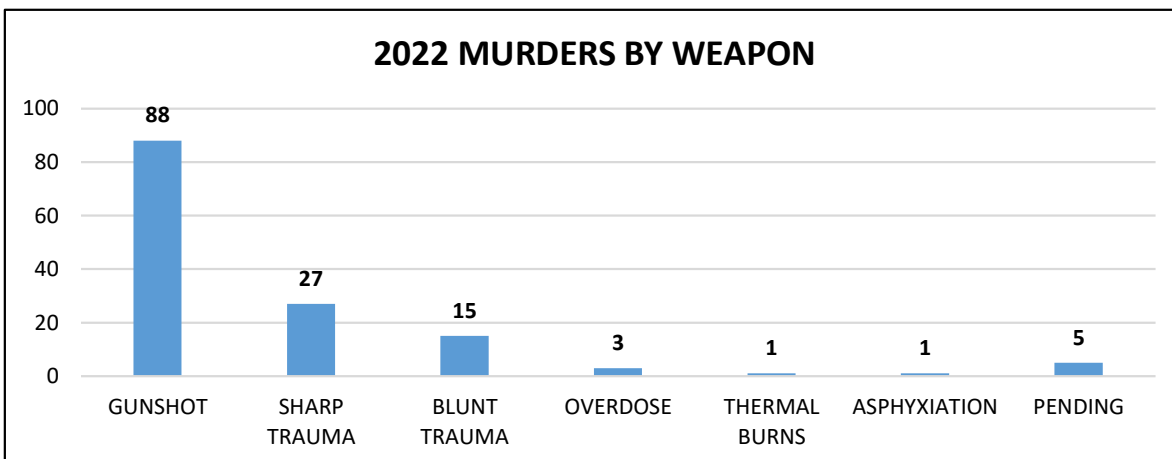
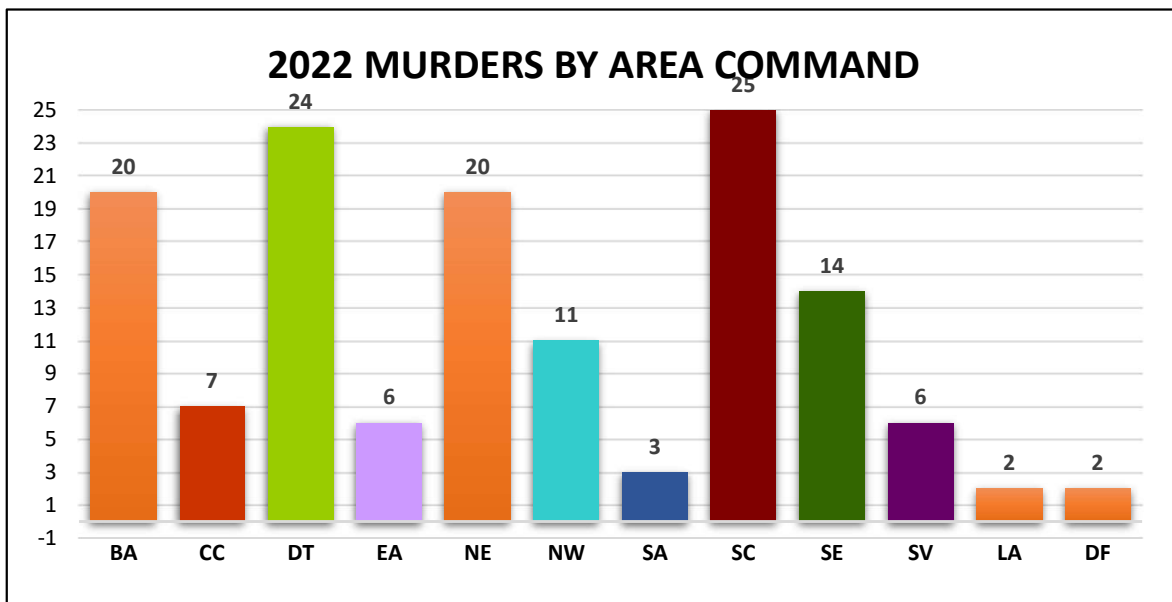
VALLEYWIDE MURDERS

Summary:

- **140** 2022 Year to Date Murders
- **153** 2021 Year to Date Murders
 - This is a **-8%** decrease

- **21** 2022 Year to Date Justifiable Homicides
- **3** 2022 Year to Date Other Jurisdiction Murders handled by LVMPD
- **12** 2022 Year to Date LVMPD Officer-Involved Shootings

- **89%** clearance rate as of 12/16/2022
 - **124** Cases cleared by arrest, submitted, ID'd or suspect deceased
 - **16** Open cases



*Incidents from the Homicide Investigation Log that are ruled Justifiable Homicides by the DA, or that are pending DA review, are not included in the totals found on this report. Accidental Deaths are also not included.

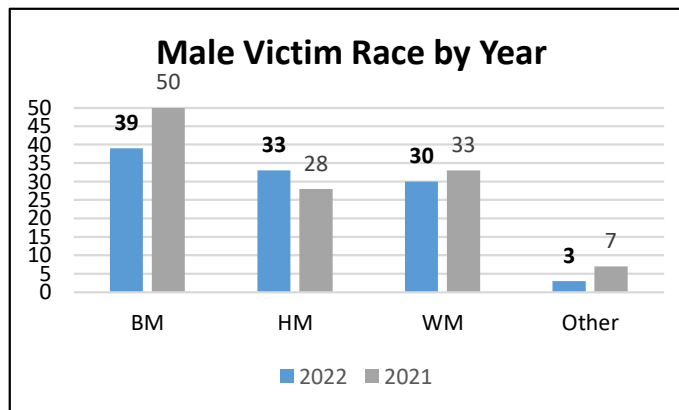
LAS VEGAS METROPOLITAN POLICE DEPARTMENT
MURDER STAT SHEET
01/01/2022 - 12/16/2022

VICTIMOLOGY

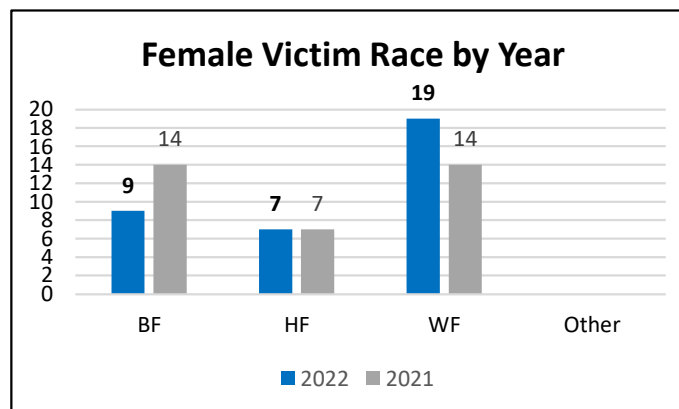
Top 5 Causative Factors*	2022	2021	% Change
Domestic Violence	22	22	0%
Altercation - Perceived Disrespect	19	20	-5%
Mental Disorder	9	2	350%
Victim is a Gang Member	8	5	60%
Crime - Robbery	8	9	-11%

*full list on final page of report

Victim Age	2022	2021	% Change
0-11 Months	2	1	100%
12-23 Months	0	0	N/C
2-9yoa	2	6	-67%
10-14yoa	1	1	N/C
15-19yoa	9	10	-10%
20-29yoa	30	39	-23%
30-39yoa	32	48	-33%
40-49yoa	27	26	4%
50+yoa	37	22	68%
Total	140	153	-8%



Total Male Victims:
 2022 - 105
 2021 - 118



Total Female Victims:
 2022 - 35
 2021 - 35

*Incidents from the Homicide Investigation Log that are ruled Justifiable Homicides by the DA, or that are pending DA review, are not included in the totals found on this report. Accidental Deaths are also not included.

LAS VEGAS METROPOLITAN POLICE DEPARTMENT

MURDER STAT SHEET

01/01/2022 - 12/16/2022

GANG INVOLVED MURDERS

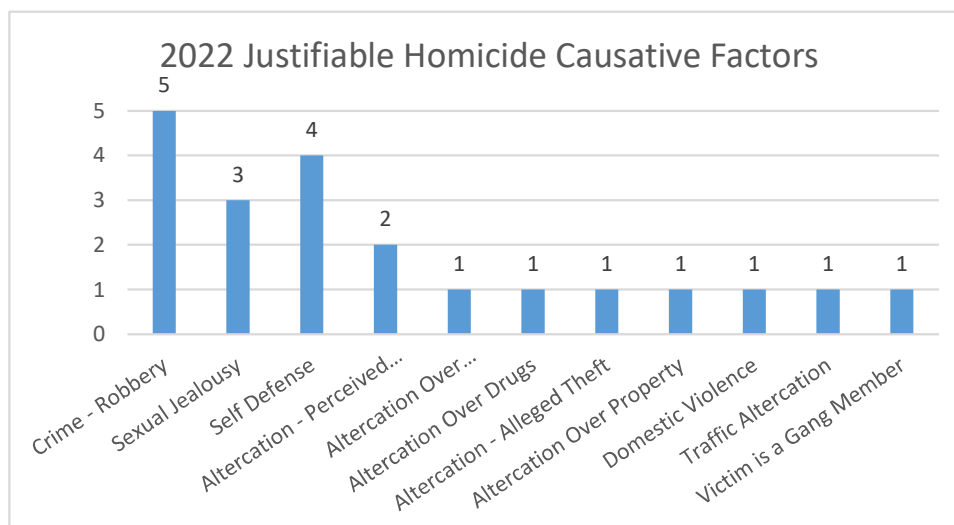
- Out of 140 murders 20 involve a gang member.
 - This accounts for 14% of all murders.
- 80% clearance rate as of 12/16/2022
 - **16** Cases cleared by arrest, submitted, ID'd or suspect deceased
 - **4** Open cases

CAUSATIVE FACTORS	Suspect is a Gang Member	Victim is a Gang Member	Victim is a Gang Member & Suspect is a Gang Member	Total
Altercation - Perceived Disrespect		1		1
Altercation Over Property		2		2
Domestic Violence	1			1
Neighbor Dispute		1		1
Victim Interceding in Felony/Fight		1	1	2
Victim is a Gang Member		9		9
Sexual Jealousy		1		1
Suspect is a Gang Member	2			2
Victim is a Gang Member & Suspect is a Gang Member			1	1
Total	3	15	2	20

WEAPON USAGE (2022)	
GSW	16
SFT	4
PENDING	
TOTAL:	20

JUSTIFIABLE HOMICIDES

- **21** 2022 Year to Date homicides either ruled Justifiable by the DA, or are pending review
- **22** 2021 Year to Date homicides either ruled Justifiable by the DA, or are pending review

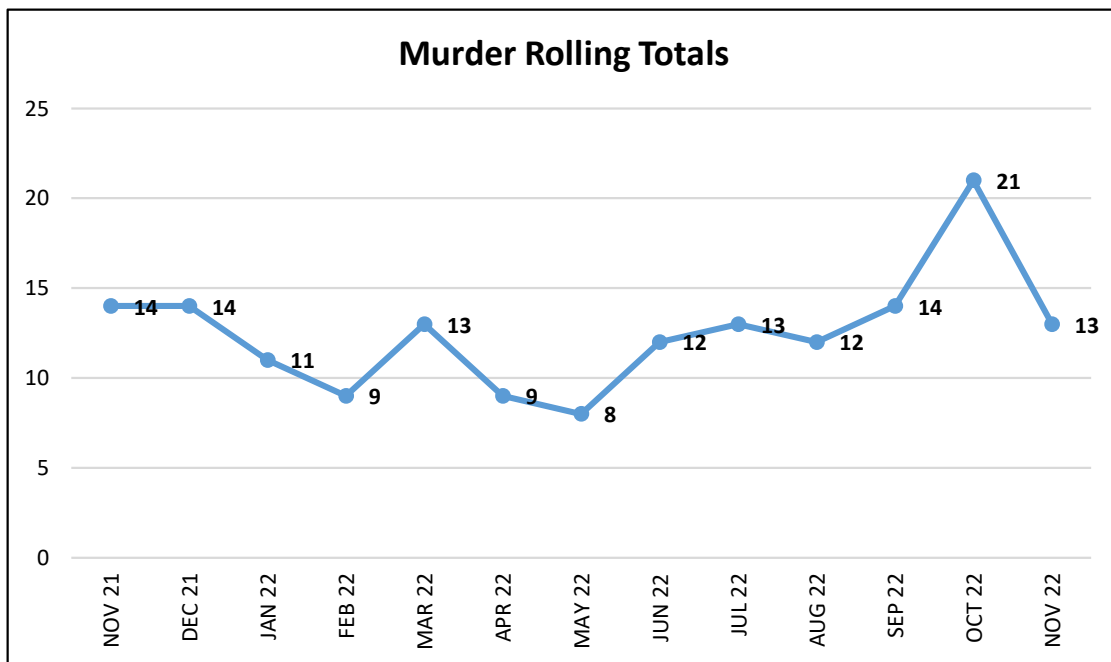


*Incidents from the Homicide Investigation Log that are ruled Justifiable Homicides by the DA, or that are pending DA review, are not included in the totals found on this report. Accidental Deaths are also not included.

LAS VEGAS METROPOLITAN POLICE DEPARTMENT
MURDER STAT SHEET
01/01/2022 - 12/16/2022

YEARLY AND MONTHLY MURDER TRENDS

MONTH	2018	2019	2020	2021	2022
JAN	15	6	4	7	11
FEB	15	3	3	8	9
MAR	8	12	10	14	13
APR	11	7	2	8	9
MAY	6	5	8	16	8
JUN	12	6	12	11	12
JUL	9	12	11	15	13
AUG	15	7	11	20	12
SEP	10	8	6	13	14
OCT	6	4	12	12	21
NOV	8	8	11	14	13
DEC	6	9	12	14	5
TOTAL	121	87	102	152	140



PERSISTENT HOTSPOT MURDERS

- **32** 2022 Year to Date murders inside the Persistent Hotspots
- **37** 2021 Year to Date murders inside the Persistent Hotspots
 - This is a **-13.5%** decrease

*Incidents from the Homicide Investigation Log that are ruled Justifiable Homicides by the DA, or that are pending DA review, are not included in the totals found on this report. Accidental Deaths are also not included.

LAS VEGAS METROPOLITAN POLICE DEPARTMENT
MURDER STAT SHEET
01/01/2022 - 12/16/2022

CAUSATIVE FACTORS

Causative Factor	2022	2021	% Change
Altercation - Alleged Theft	1	2	-50%
Altercation Over Children	1	0	N/C
Altercation - Drug or Alcohol Induced	2	11	-82%
Altercation - Perceived Disrespect	19	20	-5%
Altercation Over Desertion/Termination of Relationship	1	2	-50%
Altercation Over Drugs	1	3	-67%
Altercation Over Money	6	10	-40%
Altercation Over Property	8	3	167%
Altercation Over Trespassing	2	0	N/C
Crime - Burglary	0	1	-100%
Crime - Fraud	0	1	-100%
Crime - Robbery	8	9	-11%
Domestic Violence	22	22	0%
Domestic Violence - Abuse/Neglect	4	8	-50%
Drive by Shooting	1	1	0%
Innocent Bystander	5	2	150%
Love Triangle	1	3	-67%
Mental Disorder	9	2	350%
Neighbor Dispute	3	0	N/C
Overdose	2	11	-82%
Retaliation	7	8	-13%
Sexual Jealousy	4	4	0%
Suspect is a Gang Member	2	1	100%
Unlawful Use of a Weapon	3	3	0%
Victim is a Drug Dealer	0	3	-100%
Victim Interceding In Felony/Fight	4	1	300%
Victim is an Arsonist	1	0	N/C
Victim is a Gang Member	8	5	60%
Victim is a Gang Member & Suspect is a Gang Member	1	2	-50%
Workplace Violence	0	1	-100%
Undetermined	14	14	0%
Total	140	153	-8%

*Incidents from the Homicide Investigation Log that are ruled Justifiable Homicides by the DA, or that are pending DA review, are not included in the totals found on this report. Accidental Deaths are also not included.