

# LAS VEGAS METROPOLITAN POLICE DEPARTMENT

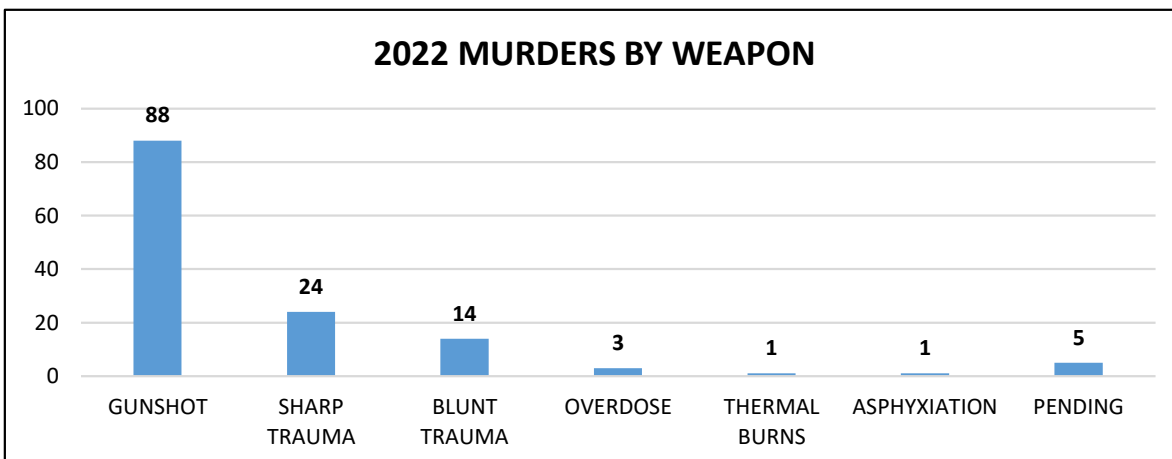
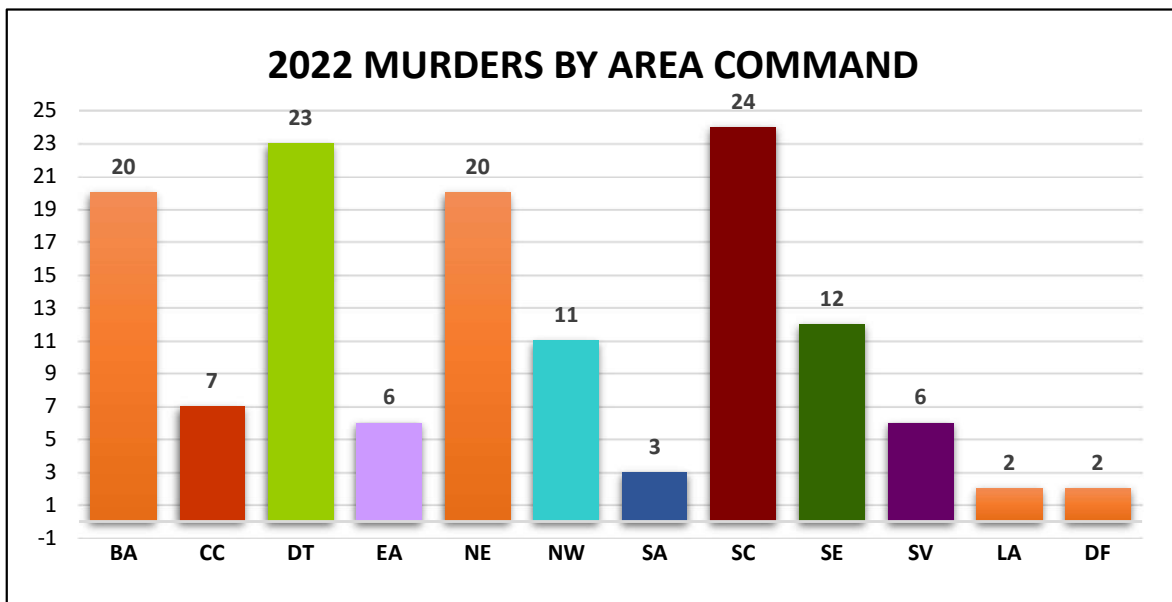
## MURDER STAT SHEET

### 01/01/2022 - 12/02/2022

### VALLEYWIDE MURDERS

**Summary:**

- **136** 2022 Year to Date Murders
- **146** 2021 Year to Date Murders
  - This is a       -7%       decrease
  
- **18** 2022 Year to Date Justifiable Homicides
- **3** 2022 Year to Date Other Jurisdiction Murders handled by LVMPD
- **12** 2022 Year to Date LVMPD Officer-Involved Shootings
  
- **87%** clearance rate as of 12/2/2022
  - **118** Cases cleared by arrest, submitted, ID'd or suspect deceased
  - **18** Open cases



\*Incidents from the Homicide Investigation Log that are ruled Justifiable Homicides by the DA, or that are pending DA review, are not included in the totals found on this report. Accidental Deaths are also not included.

**LAS VEGAS METROPOLITAN POLICE DEPARTMENT**  
**MURDER STAT SHEET**  
**01/01/2022 - 12/02/2022**

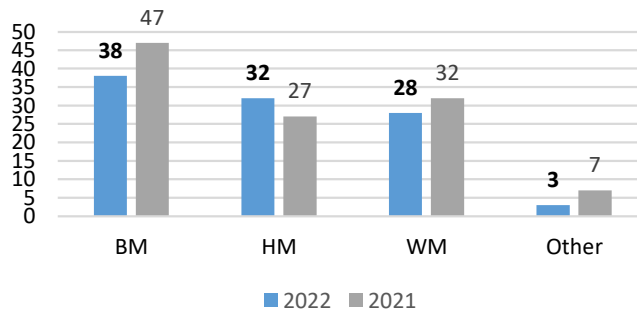
**VICTIMOLOGY**

Top 5 Causative Factors*	2022	2021	% Change
Domestic Violence	21	20	5%
Altercation - Perceived Disrespect	19	20	-5%
Mental Disorder	9	2	350%
Crime - Robbery	8	9	-11%
Altercation Over Property	8	3	167%

\*full list on final page of report

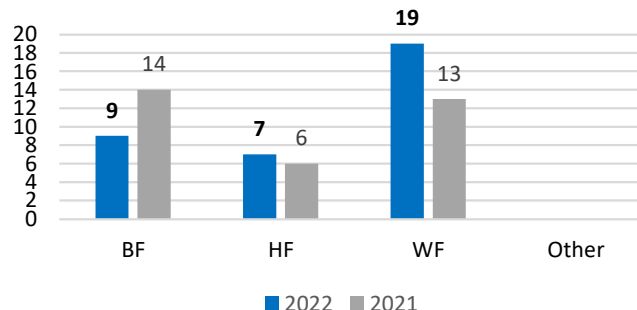
Victim Age	2022	2021	% Change
0-11 Months	2	1	100%
12-23 Months	0	0	N/C
2-9yoa	2	6	-67%
10-14yoa	1	1	N/C
15-19yoa	9	10	-10%
20-29yoa	30	38	-21%
30-39yoa	31	45	-31%
40-49yoa	26	25	4%
50+yoa	35	20	75%
Total	136	146	-7%

**Male Victim Race by Year**



Total Male Victims:  
 2022 - 101  
 2021 - 113

**Female Victim Race by Year**



Total Female Victims:  
 2022 - 35  
 2021 - 33

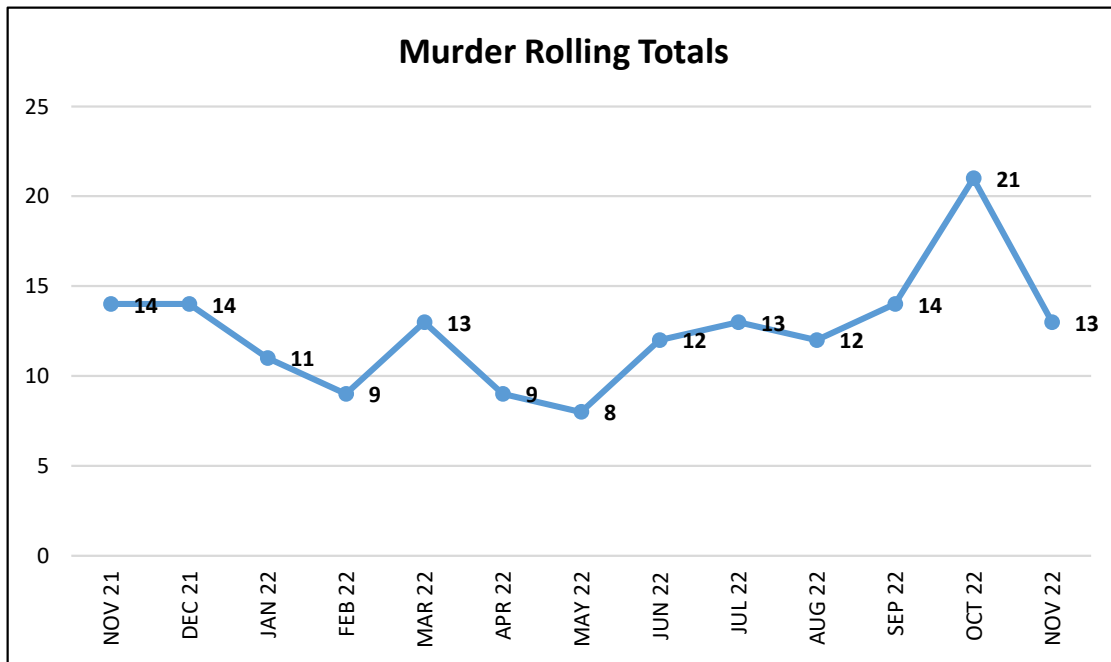
\*Incidents from the Homicide Investigation Log that are ruled Justifiable Homicides by the DA, or that are pending DA review, are not included in the totals found on this report. Accidental Deaths are also not included.



**LAS VEGAS METROPOLITAN POLICE DEPARTMENT**  
**MURDER STAT SHEET**  
**01/01/2022 - 12/02/2022**

**YEARLY AND MONTHLY MURDER TRENDS**

MONTH	2018	2019	2020	2021	2022
JAN	15	6	4	7	11
FEB	15	3	3	8	9
MAR	8	12	10	14	13
APR	11	7	2	8	9
MAY	6	5	8	16	8
JUN	12	6	12	11	12
JUL	9	12	11	15	13
AUG	15	7	11	20	12
SEP	10	8	6	13	14
OCT	6	4	12	12	21
NOV	8	8	11	14	13
DEC	6	9	12	14	1
<b>TOTAL</b>	<b>121</b>	<b>87</b>	<b>102</b>	<b>152</b>	<b>136</b>



**PERSISTENT HOTSPOT MURDERS**

- **31** 2022 Year to Date murders inside the Persistent Hotspots
- **37** 2021 Year to Date murders inside the Persistent Hotspots
  - This is a **-16.2%** decrease

\*Incidents from the Homicide Investigation Log that are ruled Justifiable Homicides by the DA, or that are pending DA review, are not included in the totals found on this report. Accidental Deaths are also not included.

**LAS VEGAS METROPOLITAN POLICE DEPARTMENT**  
**MURDER STAT SHEET**  
**01/01/2022 - 12/02/2022**

**CAUSATIVE FACTORS**

<b>Causative Factor</b>	<b>2022</b>	<b>2021</b>	<b>% Change</b>
Altercation - Alleged Theft	1	2	-50%
Altercation Over Children	1	0	N/C
Altercation - Drug or Alcohol Induced	1	11	-91%
Altercation - Perceived Disrespect	19	20	-5%
Altercation Over Desertion/Termination of Relationship	1	2	-50%
Altercation Over Drugs	1	3	-67%
Altercation Over Money	6	9	-33%
Altercation Over Property	8	3	167%
Altercation Over Trespassing	2	0	N/C
Crime - Burglary	0	1	-100%
Crime - Fraud	0	1	-100%
Crime - Robbery	8	9	-11%
Domestic Violence	21	20	5%
Domestic Violence - Abuse/Neglect	4	8	-50%
Drive by Shooting	1	1	0%
Innocent Bystander	5	2	150%
Love Triangle	1	3	-67%
Mental Disorder	9	2	350%
Neighbor Dispute	2	0	N/C
Overdose	2	10	-80%
Retaliation	7	8	-13%
Sexual Jealousy	4	3	33%
Suspect is a Gang Member	2	1	100%
Unlawful Use of a Weapon	3	3	0%
Victim is a Drug Dealer	0	3	-100%
Victim Interceding In Felony/Fight	4	1	300%
Victim is an Arsonist	1	0	N/C
Victim is a Gang Member	8	4	100%
Victim is a Gang Member & Suspect is a Gang Member	1	2	-50%
Workplace Violence	0	1	-100%
Undetermined	13	13	0%
<b>Total</b>	<b>136</b>	<b>146</b>	<b>-7%</b>

\*Incidents from the Homicide Investigation Log that are ruled Justifiable Homicides by the DA, or that are pending DA review, are not included in the totals found on this report. Accidental Deaths are also not included.