



LAS VEGAS METROPOLITAN POLICE DEPARTMENT

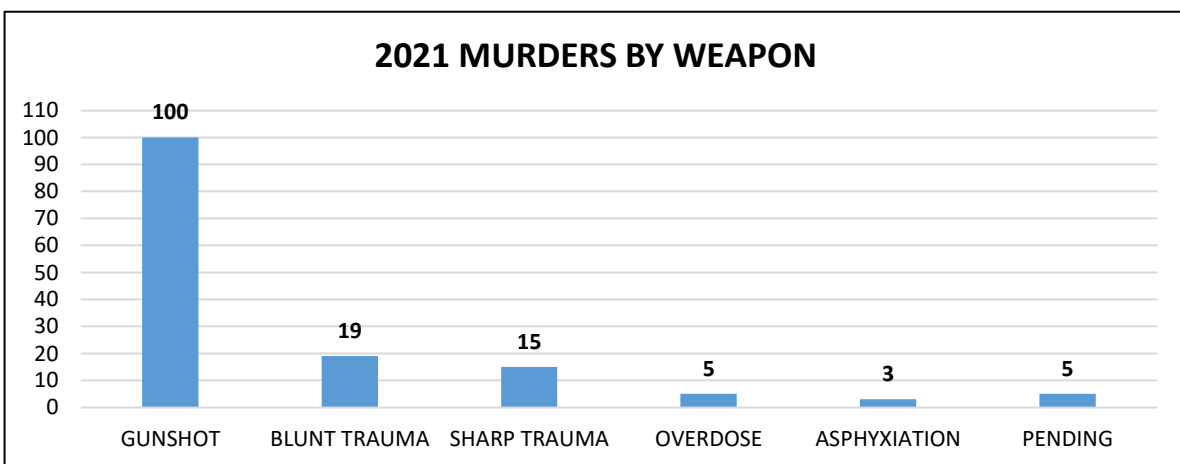
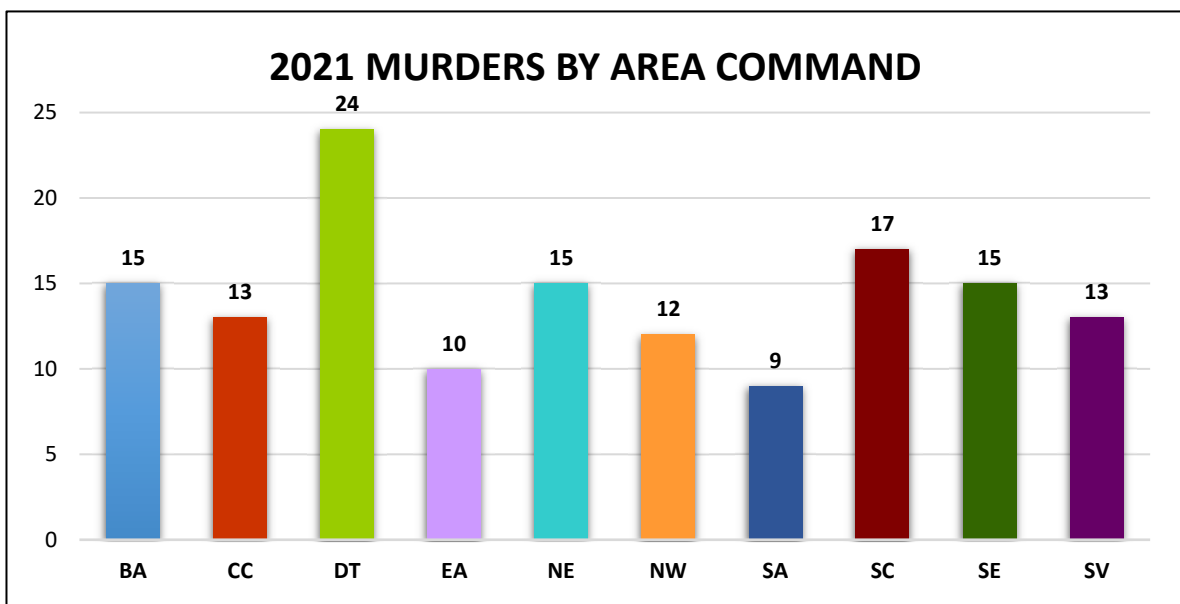
MURDER STAT SHEET

01/01/2021 - 12/31/2021

VALLEYWIDE MURDERS

Summary:

- **147** 2021 Year to Date Murders
- **102** 2020 Year to Date Murders
 - This is a **44%** increase
- **19** 2021 Year to Date Justifiable Homicides
- **4** 2021 Year to Date Other Jurisdiction Murders handled by LVMPD
- **10** 2021 Year to Date LVMPD Officer-Involved Shootings
- **91%** clearance rate as of 12/31/2021
 - **134** Cases cleared by arrest, submitted, ID'd or suspect deceased
 - **13** Open cases



*Incidents from the Homicide Investigation Log that are ruled Justifiable Homicides by the DA, or that are pending DA review, are not included in the totals found on this report. Accidental Deaths are also not included.



LAS VEGAS METROPOLITAN POLICE DEPARTMENT

MURDER STAT SHEET

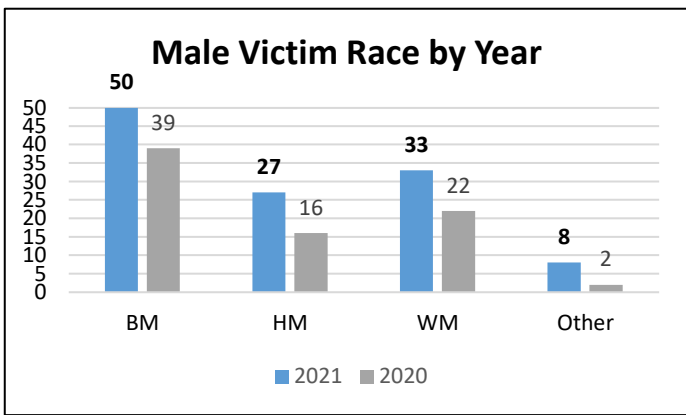
01/01/2021 - 12/31/2021

VICTIMOLOGY

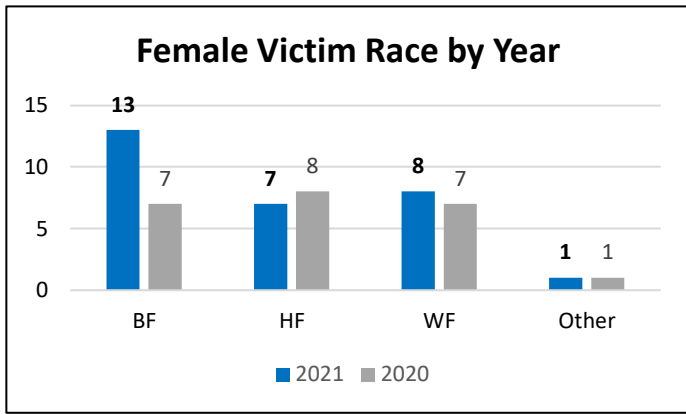
Top 5 Causative Factors*	2021	2020	% Change
Domestic Violence	22	20	10%
Altercation - Perceived Disrespect	19	15	27%
Altercation - Drug or Alcohol Induced	12	5	140%
Altercation Over Money	11	2	450%
Crime - Robbery	11	12	-8%

*full list on final page of report

Victim Age	2021	2020	% Change
0-11 Months	1	4	-75%
12-23 Months	0	1	-100%
2-9yoa	6	0	N/C
10-14yoa	0	0	N/C
15-19yoa	8	8	0%
20-29yoa	35	27	30%
30-39yoa	49	24	104%
40-49yoa	23	16	44%
50+yoa	25	22	14%
Undetermined	0	0	N/C
Total	147	102	44%



Total Male Victims:
2021 - 118
2020 - 79



Total Female Victims:
2021 - 29
2020 - 23

*Incidents from the Homicide Investigation Log that are ruled Justifiable Homicides by the DA, or that are pending DA review, are not included in the totals found on this report. Accidental Deaths are also not included.



LAS VEGAS METROPOLITAN POLICE DEPARTMENT MURDER STAT SHEET

01/01/2021 - 12/31/2021

GANG INVOLVED MURDERS

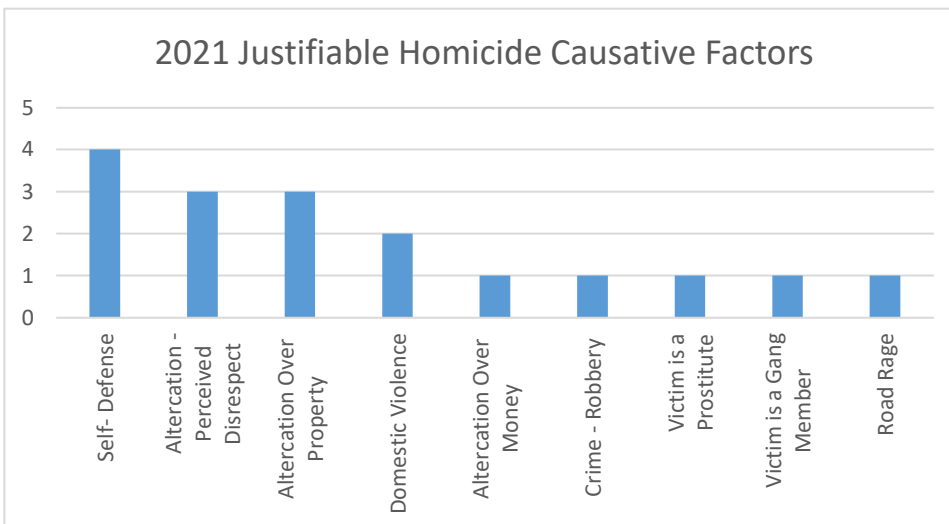
- Out of 147 murders 27 involve a gang member.
 - This accounts for 18% of all murders.
- 89% clearance rate as of 12/31/2021
 - **24** Cases cleared by arrest, submitted, ID'd or suspect deceased
 - **3** Open cases

CAUSATIVE FACTORS	Suspect is a Gang Member	Victim is a Gang Member	Victim is a Gang Member & Suspect is a Gang Member	Total
Altercation - Drug or Alcohol Induced	1			1
Altercation Over Money	1	2	1	4
Altercation - Perceived Disrespect	1	3	1	5
Crime - Robbery		2		2
Domestic Violence	3			3
Retaliation	1	1	2	4
Suspect is a Gang Member	1			1
Victim is a Gang Member & suspect is a Gang Member			2	2
Victim is a Gang Member		5		5
Total	8	13	6	27

WEAPON USAGE (2021)	
GSW	23
BFT	2
ASPHYXIATION	1
SFT	1

JUSTIFIABLE HOMICIDES

- **19** 2021 Year to Date homicides either ruled Justifiable by the DA, or are pending review
- **27** 2020 Year to Date homicides either ruled Justifiable by the DA, or are pending review
 - This is a -29.6% decrease



*Incidents from the Homicide Investigation Log that are ruled Justifiable Homicides by the DA, or that are pending DA review, are not included in the totals found on this report. Accidental Deaths are also not included.