



# LAS VEGAS METROPOLITAN POLICE DEPARTMENT

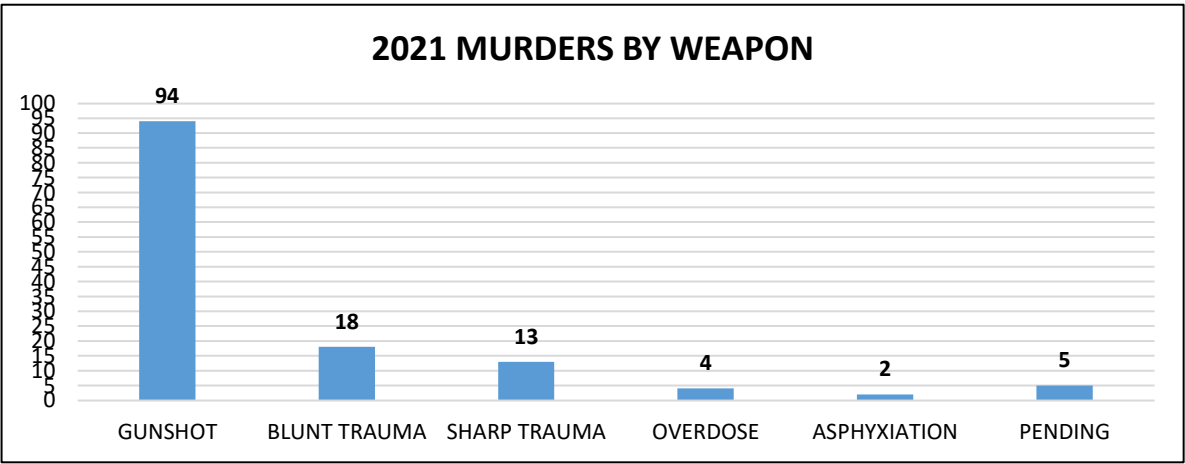
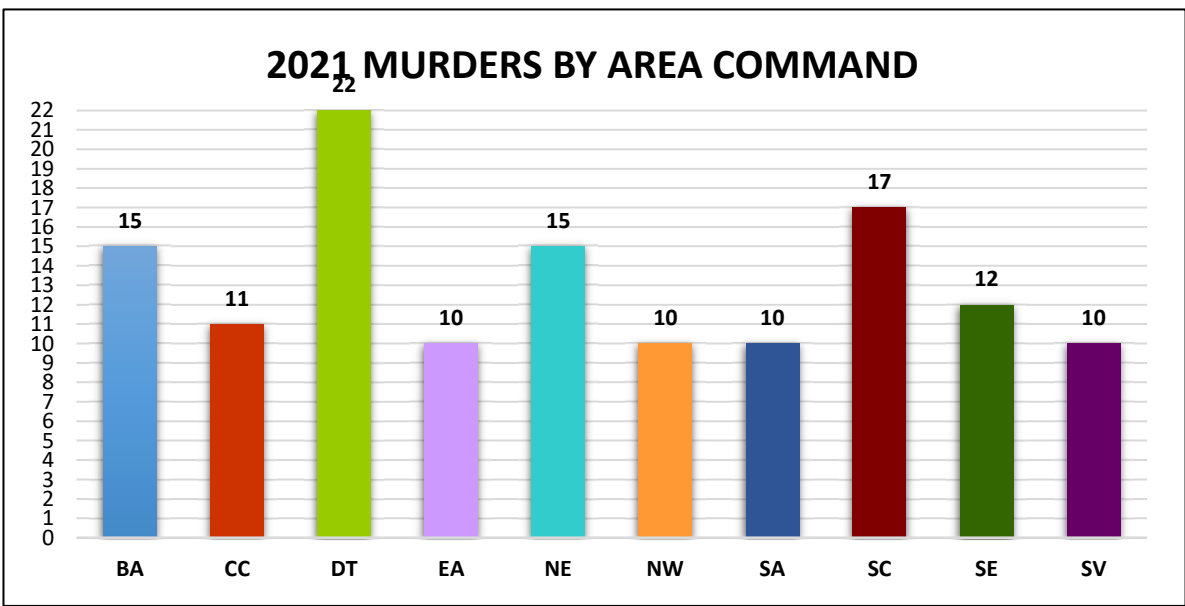
## MURDER STAT SHEET

### 01/01/2021 - 11/26/2021

#### VALLEYWIDE MURDERS

#### Summary:

- **136** 2021 Year to Date Murders
- **86** 2020 Year to Date Murders
  - This is a **58%** increase
- **17** 2021 Year to Date Justifiable Homicides
- **4** 2021 Year to Date Other Jurisdiction Murders handled by LVMPD
- **10** 2021 Year to Date LVMPD Officer-Involved Shootings
- **88%** clearance rate as of 11/26/2021
  - **120** Cases cleared by arrest, submitted, ID'd or suspect deceased
  - **16** Open cases



\*Incidents from the Homicide Investigation Log that are ruled Justifiable Homicides by the DA, or that are pending DA review, are not included in the totals found on this report. Accidental Deaths are also not included.



# LAS VEGAS METROPOLITAN POLICE DEPARTMENT

## MURDER STAT SHEET

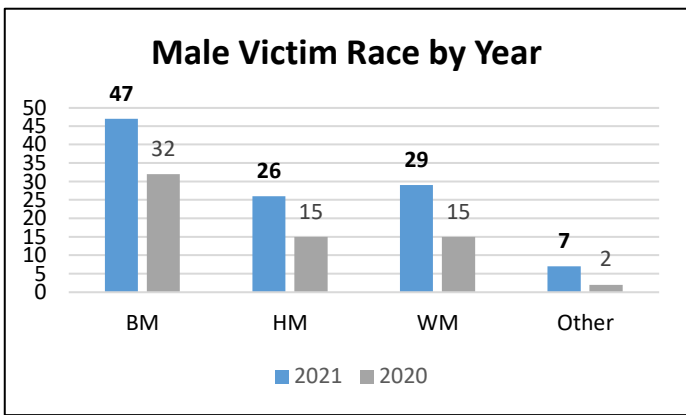
### 01/01/2021 - 11/26/2021

## VICTIMOLOGY

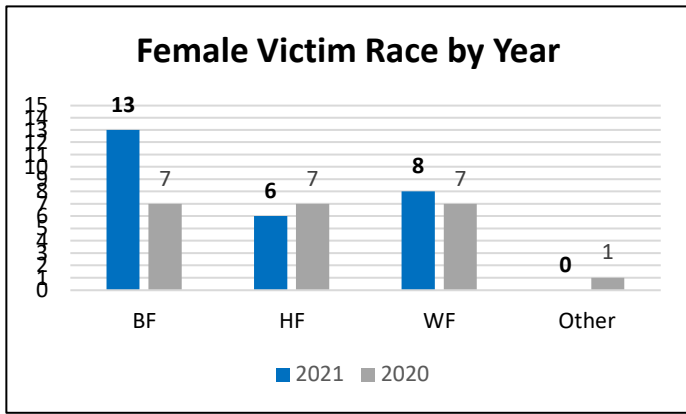
Top 5 Causative Factors*	2021	2020	% Change
Altercation - Perceived Disrespect	19	10	90%
Domestic Violence	19	19	0%
Altercation Over Money	10	1	900%
Altercation - Drug or Alcohol Induced	10	5	100%
Crime - Robbery	9	10	-10%

\*full list on final page of report

Victim Age	2021	2020	% Change
0-11 Months	1	5	-80%
12-23 Months	0	0	N/C
2-9yoa	6	0	N/C
10-14yoa	0	0	N/C
15-19yoa	7	7	0%
20-29yoa	34	22	55%
30-39yoa	44	21	110%
40-49yoa	23	13	77%
50+yoa	21	18	17%
Undetermined	0	0	N/C
<b>Total</b>	<b>136</b>	<b>86</b>	<b>58%</b>



Total Male Victims:  
2021 - 109  
2020 - 64



Total Female Victims:  
2021 - 27  
2020 - 22

\*Incidents from the Homicide Investigation Log that are ruled Justifiable Homicides by the DA, or that are pending DA review, are not included in the totals found on this report. Accidental Deaths are also not included.



# LAS VEGAS METROPOLITAN POLICE DEPARTMENT

## MURDER STAT SHEET

### 01/01/2021 - 11/26/2021

### GANG INVOLVED MURDERS

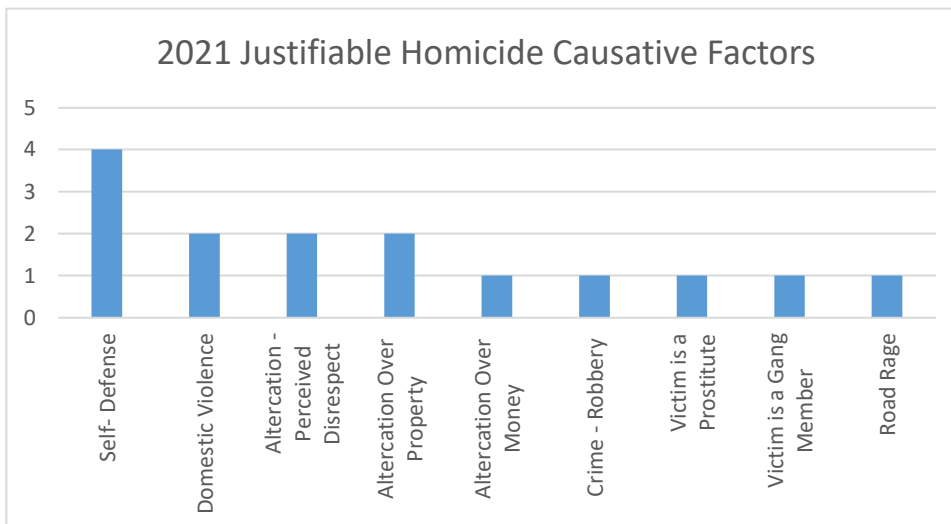
- Out of 136 murders 25 involve a gang member.
  - This accounts for 18% of all murders.
- 80% clearance rate as of 11/26/2021
  - **20** Cases cleared by arrest, submitted, ID'd or suspect deceased
  - **5** Open cases

CAUSATIVE FACTORS	Suspect is a Gang Member	Victim is a Gang Member	Victim is a Gang Member & Suspect is a Gang Member	Total
Altercation - Drug or Alcohol Induced	1			1
Altercation Over Money	1	2	1	4
Altercation - Perceived Disrespect	1	3	1	5
Crime - Robbery		2		2
Domestic Violence	2			2
Retaliation	1	1	1	3
Suspect is a Gang Member	1			1
Victim is a Gang Member & suspect is a Gang Member			1	1
Victim is a Gang Member		5	1	6
<b>Total</b>	7	13	5	25

WEAPON USAGE (2021)	
GSW	20
BFT	2
ASPHYXIATION	1
SFT	1

### JUSTIFIABLE HOMICIDES

- **17** 2021 Year to Date homicides either ruled Justifiable by the DA, or are pending review
- **22** 2020 Year to Date homicides either ruled Justifiable by the DA, or are pending review
  - This is a -22.7% decrease



\*Incidents from the Homicide Investigation Log that are ruled Justifiable Homicides by the DA, or that are pending DA review, are not included in the totals found on this report. Accidental Deaths are also not included.