



LAS VEGAS METROPOLITAN POLICE DEPARTMENT

MURDER STAT SHEET

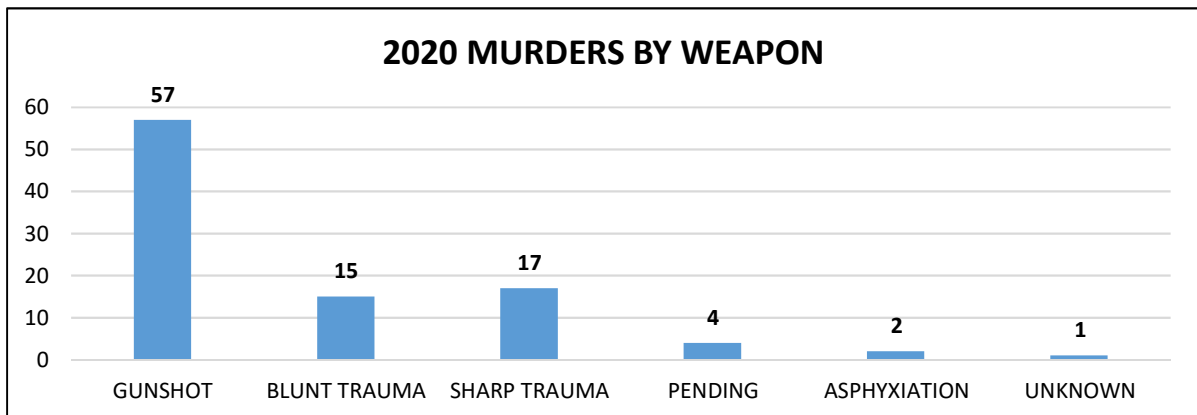
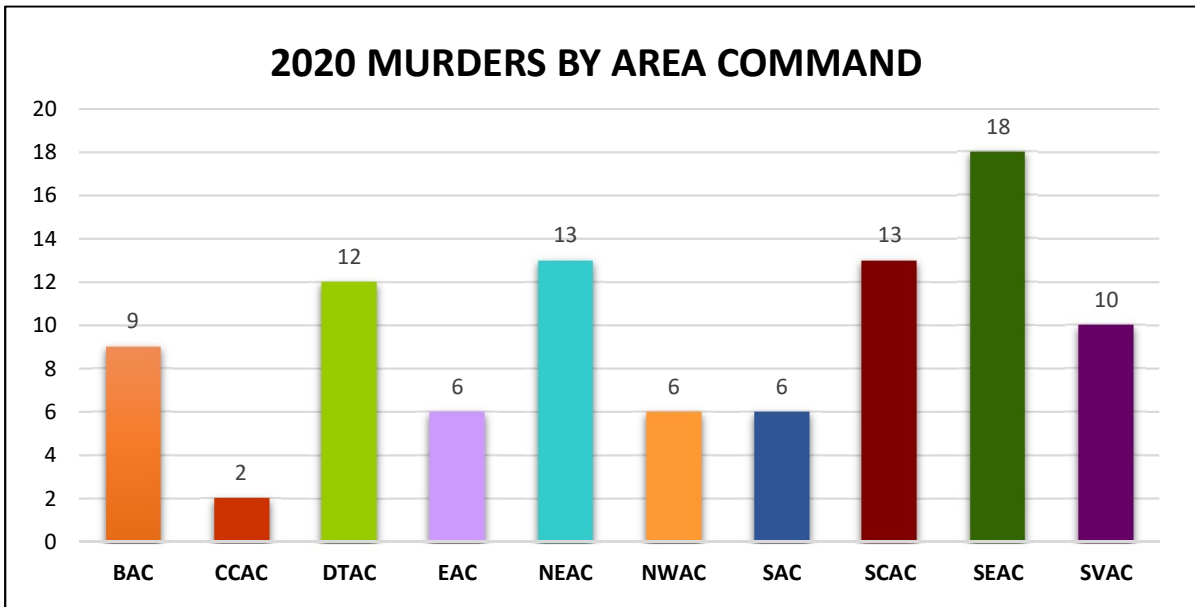
01/01/2020 - 12/26/2020

VALLEYWIDE MURDERS

Summary:

- **96** 2020 Year to Date Murders
- **84** 2019 Year to Date Murders
 - This is a **14%** increase
- **23** 2020 Year to Date Justifiable Homicides
- **5** 2020 Year to Date Other Jurisdiction Murders handled by LVMPD
- **19** 2020 Year to Date LVMPD Officer-Involved Shootings

- **90%** clearance rate as of 12/26/2020
 - **86** Cases cleared by arrest, submitted, ID'd or suspect deceased
 - **10** Open cases



*Incidents from the Homicide Investigation Log that are ruled Justifiable Homicides by the DA, or that are pending DA review, are not included in the totals found on this report. Accidental Deaths are also not included.



LAS VEGAS METROPOLITAN POLICE DEPARTMENT

MURDER STAT SHEET

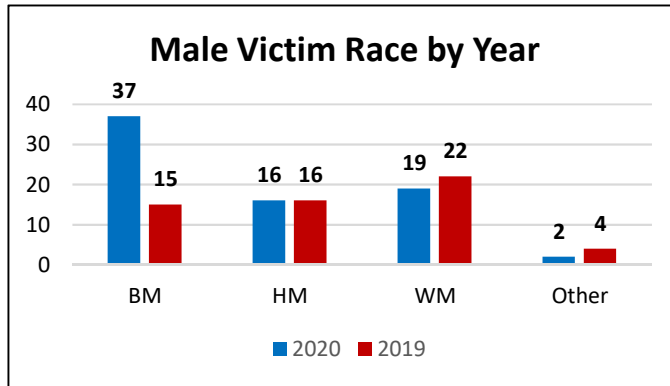
01/01/2020 - 12/26/2020

VICTIMOLOGY

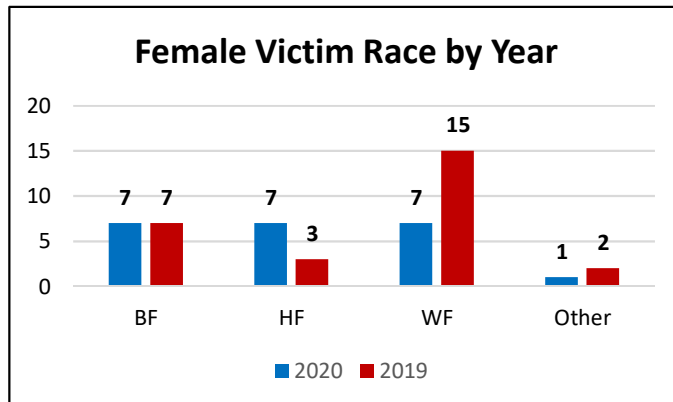
Top 5 Causative Factors*	2020	2019	% Change
DOMESTIC VIOLENCE	20	16	25%
ALTERCATION - PERCEIVED DISRESPECT	12	9	33%
CRIME - ROBBERY	11	11	0%
ALTERCATION - DRUG OR ALCOHOL INDUCED	4	1	300%
VICTIM IS A GANG MEMBER	4	0	N/C

**full list on final page of report*

Victim Age	2020	2019	% Change
0-11 Months	4	1	300%
12-23 Months	1	0	N/C
2-9yoa	0	6	-100%
10-14yoa	0	0	
15-19yoa	8	7	14%
20-29yoa	25	20	25%
30-39yoa	24	18	33%
40-49yoa	15	12	25%
50+yoa	19	19	0%
Undetermined	0	1	-100%
Total	96	84	14%



Total Male Victims:
2020 - 74
2019 - 57



Total Female Victims:
2020 - 22
2019 - 27

*Incidents from the Homicide Investigation Log that are ruled Justifiable Homicides by the DA, or that are pending DA review, are not included in the totals found on this report. Accidental Deaths are also not included.



LAS VEGAS METROPOLITAN POLICE DEPARTMENT

MURDER STAT SHEET

01/01/2020 - 12/26/2020

GANG INVOLVED MURDERS

- Out of 96 murders 18 involve a gang member.
 - This accounts for **19%** of all murders.

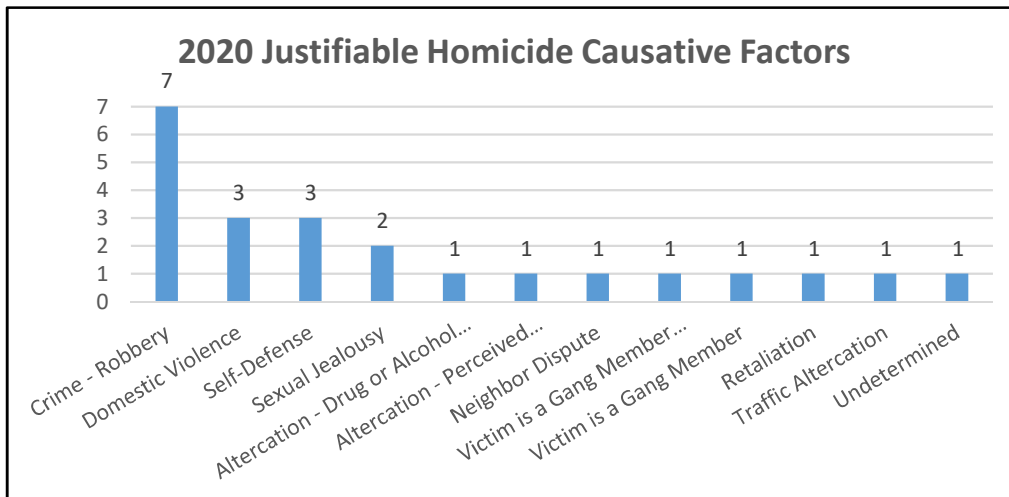
- **83%** clearance rate as of 12/26/2020
 - **15** Cases cleared by arrest, submitted, ID'd or suspect deceased
 - **3** Open cases

CAUSATIVE FACTORS	Suspect is a Gang Member	Victim is a Gang Member	Victim is a Gang Member & Suspect is a Gang Member	Total
CRIME - ROBBERY	1	1		2
ALTERCATION - PERCEIVED DISRESPECT	1	3		4
ALTERCATION OVER DRUGS		1		1
DOMESTIC VIOLENCE		1		1
LOVE TRIANGLE		1		1
VICTIM IS A GANG MEMBER		4		4
SUSPECT IS A GANG MEMBER	2			2
RETALIATION		1		1
INNOCENT BYSTANDER		1		1
VICTIM INTERCEEDING IN FELONY/FIGHT	1			1
Total	5	13	0	18

WEAPON USAGE (2020)	
GSW	14
SFT	4
BFT	
TOTAL:	18

JUSTIFIABLE HOMICIDES

- **23** 2020 Year to Date homicides either ruled Justifiable by the DA, or are pending review
- **14** 2019 Year to Date homicides either ruled Justifiable by the DA, or are pending review
- This is a **64.3%** increase



*Incidents from the Homicide Investigation Log that are ruled Justifiable Homicides by the DA, or that are pending DA review, are not included in the totals found on this report. Accidental Deaths are also not included.