



LAS VEGAS METROPOLITAN POLICE DEPARTMENT

MURDER STAT SHEET

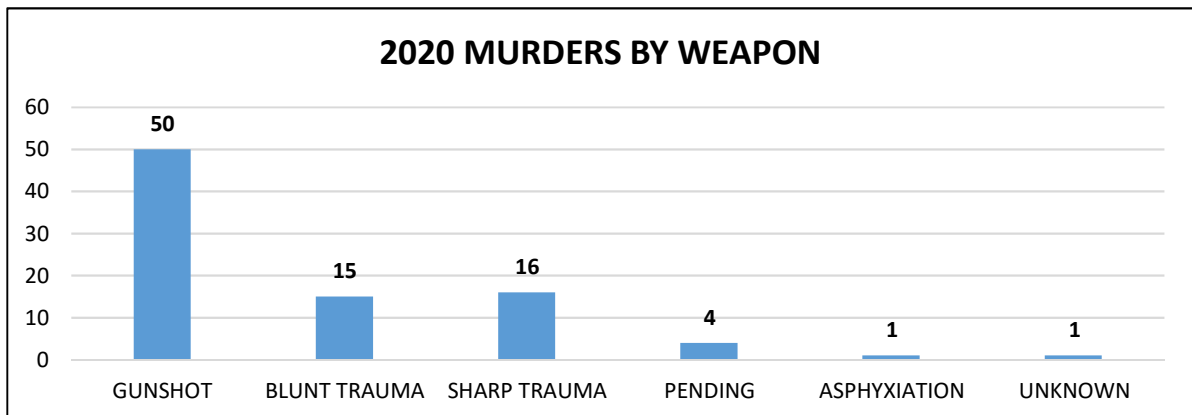
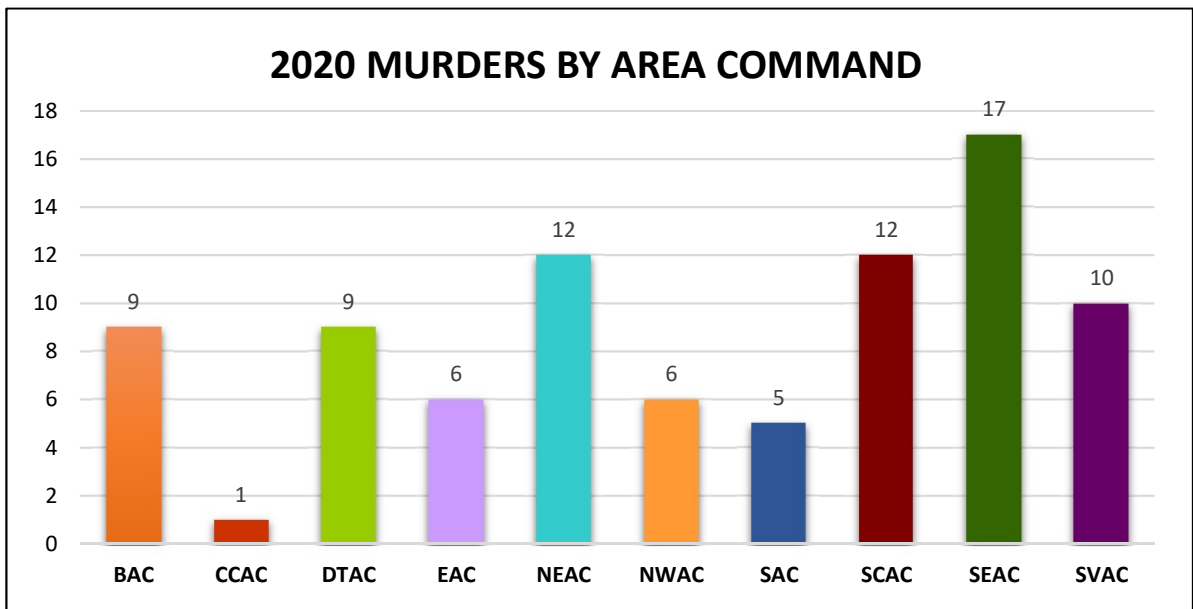
01/01/2020 - 12/05/2020

VALLEYWIDE MURDERS

Summary:

- **87** 2020 Year to Date Murders
- **80** 2019 Year to Date Murders
 - This is a **9%** increase
- **22** 2020 Year to Date Justifiable Homicides
- **5** 2020 Year to Date Other Jurisdiction Murders handled by LVMPD
- **17** 2020 Year to Date LVMPD Officer-Involved Shootings

- **93%** clearance rate as of 12/5/2020
 - **81** Cases cleared by arrest, submitted, ID'd or suspect deceased
 - **6** Open cases



*Incidents from the Homicide Investigation Log that are ruled Justifiable Homicides by the DA, or that are pending DA review, are not included in the totals found on this report. Accidental Deaths are also not included.



LAS VEGAS METROPOLITAN POLICE DEPARTMENT

MURDER STAT SHEET

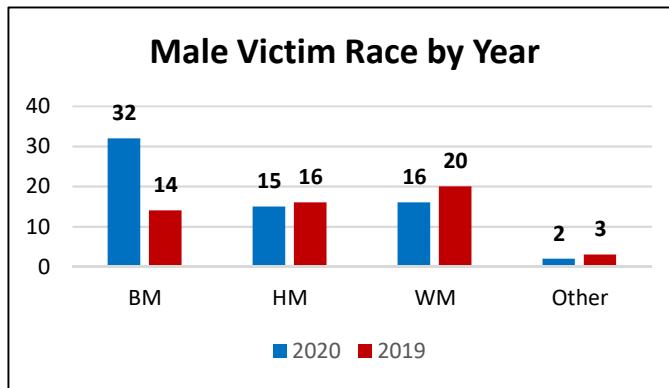
01/01/2020 - 12/05/2020

VICTIMOLOGY

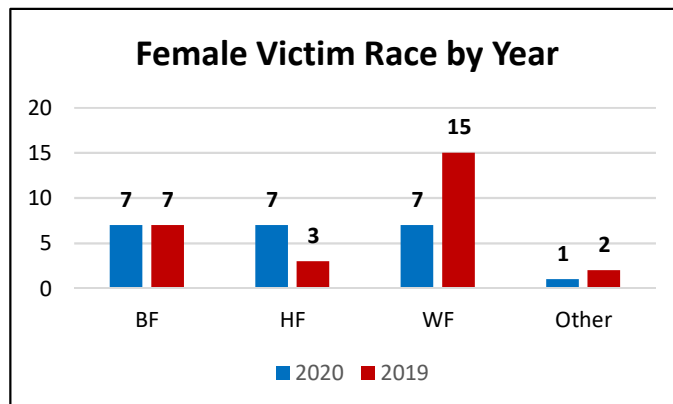
Top 5 Causative Factors*	2020	2019	% Change
DOMESTIC VIOLENCE	20	15	33%
ALTERCATION - PERCEIVED DISRESPECT	11	9	22%
CRIME - ROBBERY	10	10	0%
ALTERCATION - DRUG OR ALCOHOL INDUCED	4	1	300%
VICTIM IS A GANG MEMBER	4	0	N/C

*full list on final page of report

Victim Age	2020	2019	% Change
0-11 Months	4	1	300%
12-23 Months	1	0	N/C
2-9yoa	0	6	-100%
10-14yoa	0	0	
15-19yoa	8	7	14%
20-29yoa	22	18	22%
30-39yoa	21	18	17%
40-49yoa	14	12	17%
50+yoa	17	17	0%
Undetermined	0	1	-100%
Total	87	80	9%



Total Male Victims:
2020 - 65
2019 - 53



Total Female Victims:
2020 - 22
2019 - 27

*Incidents from the Homicide Investigation Log that are ruled Justifiable Homicides by the DA, or that are pending DA review, are not included in the totals found on this report. Accidental Deaths are also not included.



LAS VEGAS METROPOLITAN POLICE DEPARTMENT
MURDER STAT SHEET
01/01/2020 - 12/05/2020

GANG INVOLVED MURDERS

- Out of 87 murders 18 involve a gang member.
 - This accounts for 21% of all murders.

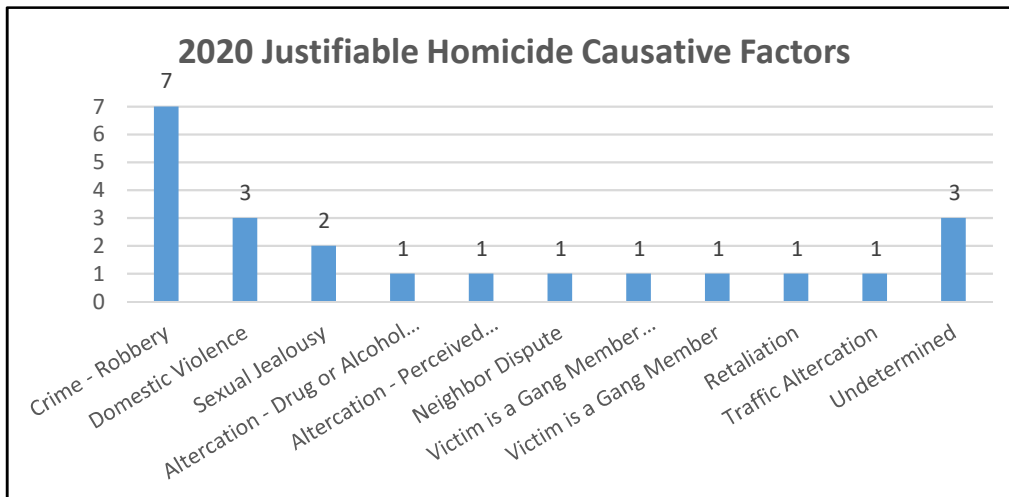
- 83% clearance rate as of 12/5/2020
 - **15** Cases cleared by arrest, submitted, ID'd or suspect deceased
 - **3** Open cases

CAUSATIVE FACTORS	Suspect is a Gang Member	Victim is a Gang Member	Victim is a Gang Member & Suspect is a Gang Member	Total
CRIME - ROBBERY	1	1		2
ALTERCATION - PERCEIVED DISRESPECT	1	3		4
ALTERCATION OVER DRUGS		1		1
DOMESTIC VIOLENCE		1		1
LOVE TRIANGLE		1		1
VICTIM IS A GANG MEMBER		4		4
SUSPECT IS A GANG MEMBER	2			2
RETALIATION		1		1
INNOCENT BYSTANDER		1		1
VICTIM INTERCEEDING IN FELONY/FIGHT	1			1
Total	5	13	0	18

WEAPON USAGE (2020)	
GSW	14
SFT	4
BFT	
TOTAL:	18

JUSTIFIABLE HOMICIDES

- **22** 2020 Year to Date homicides either ruled Justifiable by the DA, or are pending review
- **12** 2019 Year to Date homicides either ruled Justifiable by the DA, or are pending review
- This is a **83.3%** increase



*Incidents from the Homicide Investigation Log that are ruled Justifiable Homicides by the DA, or that are pending DA review, are not included in the totals found on this report. Accidental Deaths are also not included.