



LAS VEGAS METROPOLITAN POLICE DEPARTMENT

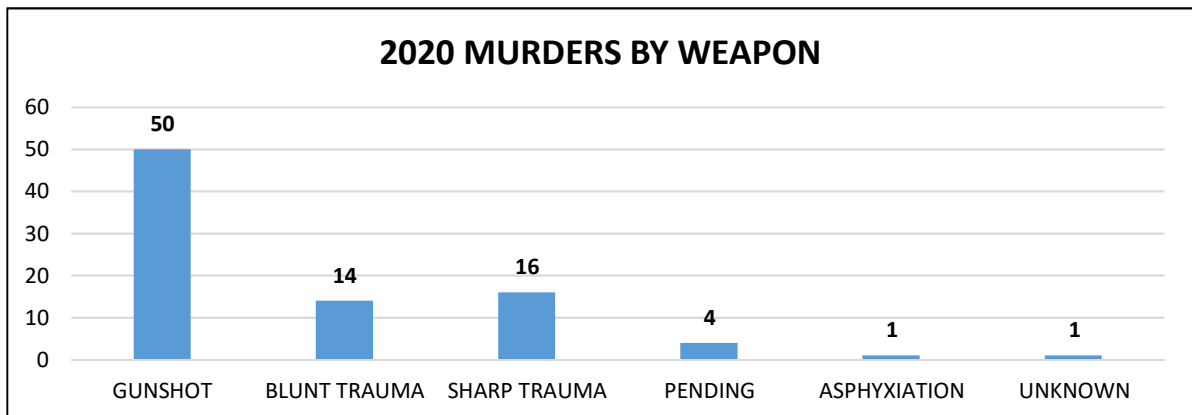
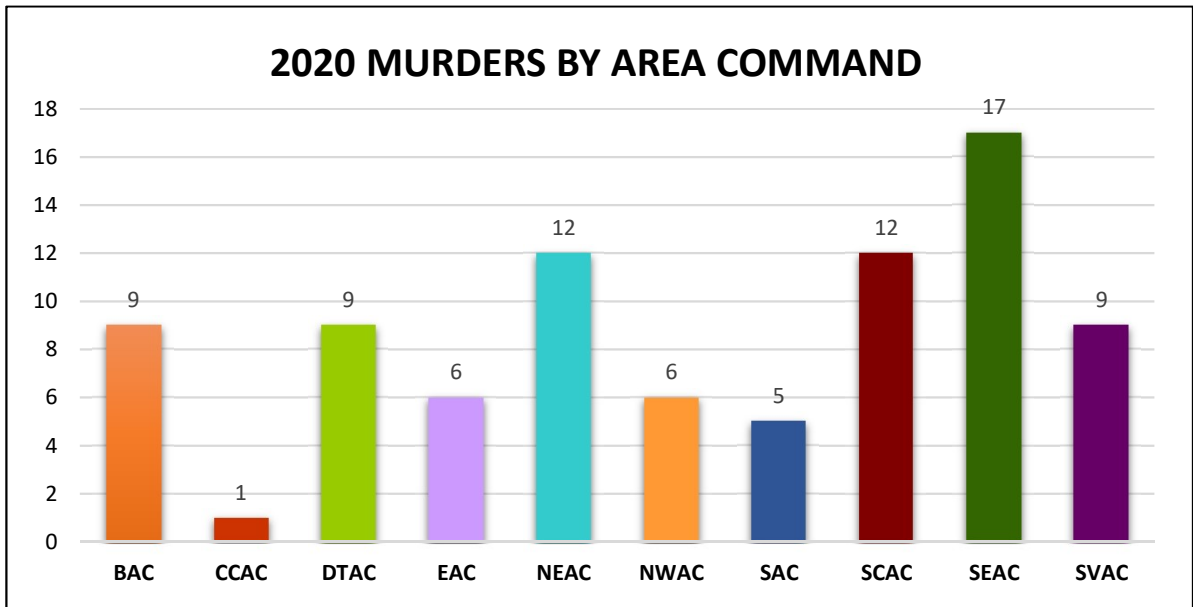
MURDER STAT SHEET

01/01/2020 - 11/28/2020

VALLEYWIDE MURDERS

Summary:

- **86** 2020 Year to Date Murders
- **78** 2019 Year to Date Murders
 - This is a **10%** increase
- **22** 2020 Year to Date Justifiable Homicides
- **5** 2020 Year to Date Other Jurisdiction Murders handled by LVMPD
- **17** 2020 Year to Date LVMPD Officer-Involved Shootings
- **93%** clearance rate as of 11/28/2020
 - **80** Cases cleared by arrest, submitted, ID'd or suspect deceased
 - **6** Open cases



*Incidents from the Homicide Investigation Log that are ruled Justifiable Homicides by the DA, or that are pending DA review, are not included in the totals found on this report. Accidental Deaths are also not included.



LAS VEGAS METROPOLITAN POLICE DEPARTMENT

MURDER STAT SHEET

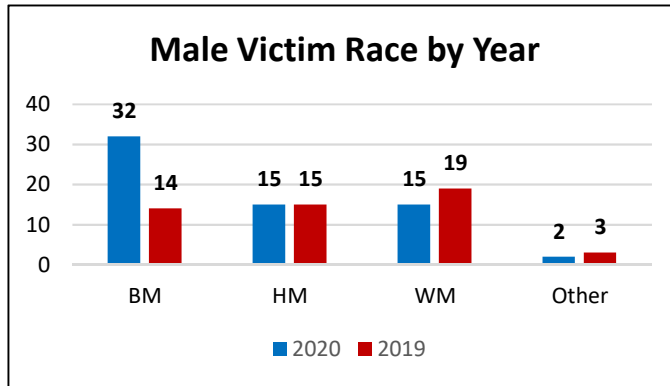
01/01/2020 - 11/28/2020

VICTIMOLOGY

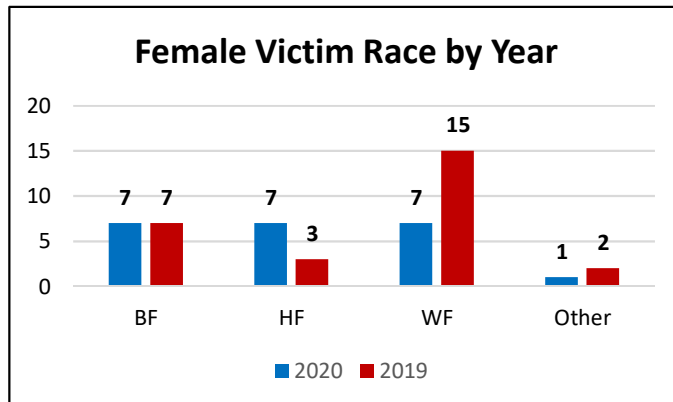
| Top 5 Causative Factors* | 2020 | 2019 | % Change |
|---------------------------------------|------|------|----------|
| DOMESTIC VIOLENCE | 19 | 15 | 27% |
| ALTERCATION - PERCEIVED DISRESPECT | 11 | 8 | 38% |
| CRIME - ROBBERY | 10 | 10 | 0% |
| ALTERCATION - DRUG OR ALCOHOL INDUCED | 4 | 1 | 300% |
| VICTIM IS A GANG MEMBER | 4 | 0 | N/C |

*full list on final page of report

| Victim Age | 2020 | 2019 | % Change |
|--------------|-----------|-----------|------------|
| 0-11 Months | 4 | 1 | 300% |
| 12-23 Months | 1 | 0 | N/C |
| 2-9yoa | 0 | 6 | -100% |
| 10-14yoa | 0 | 0 | |
| 15-19yoa | 8 | 7 | 14% |
| 20-29yoa | 22 | 18 | 22% |
| 30-39yoa | 21 | 17 | 24% |
| 40-49yoa | 13 | 11 | 18% |
| 50+yoa | 17 | 17 | 0% |
| Undetermined | 0 | 1 | -100% |
| Total | 86 | 78 | 10% |



Total Male Victims:
2020 - 64
2019 - 51



Total Female Victims:
2020 - 22
2019 - 27

*Incidents from the Homicide Investigation Log that are ruled Justifiable Homicides by the DA, or that are pending DA review, are not included in the totals found on this report. Accidental Deaths are also not included.



LAS VEGAS METROPOLITAN POLICE DEPARTMENT MURDER STAT SHEET 01/01/2020 - 11/28/2020

GANG INVOLVED MURDERS

- Out of 86 murders 18 involve a gang member.
 - This accounts for 21% of all murders.

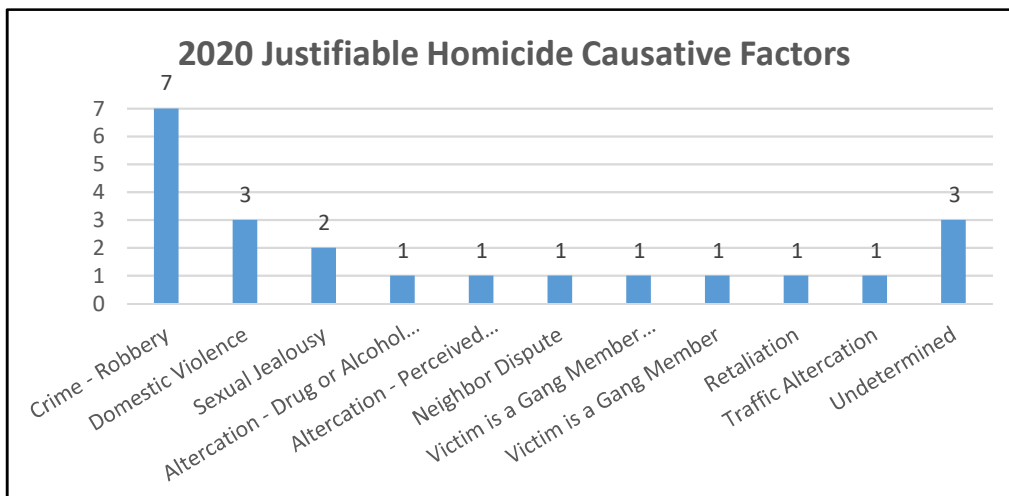
- 83% clearance rate as of 11/28/2020
 - 15 Cases cleared by arrest, submitted, ID'd or suspect deceased
 - 3 Open cases

| CAUSATIVE FACTORS | Suspect is a Gang Member | Victim is a Gang Member | Victim is a Gang Member & Suspect is a Gang Member | Total |
|-------------------------------------|--------------------------|-------------------------|--|-------|
| CRIME - ROBBERY | 1 | 1 | | 2 |
| ALTERCATION - PERCEIVED DISRESPECT | 1 | 3 | | 4 |
| ALTERCATION OVER DRUGS | | 1 | | 1 |
| DOMESTIC VIOLENCE | | 1 | | 1 |
| LOVE TRIANGLE | | 1 | | 1 |
| VICTIM IS A GANG MEMBER | | 4 | | 4 |
| SUSPECT IS A GANG MEMBER | 2 | | | 2 |
| RETALIATION | | 1 | | 1 |
| INNOCENT BYSTANDER | | 1 | | 1 |
| VICTIM INTERCEEDING IN FELONY/FIGHT | 1 | | | 1 |
| | | | | |
| | | | | |
| | | | | |
| | | | | |
| Total | 5 | 13 | 0 | 18 |

| WEAPON USAGE (2020) | |
|---------------------|-----------|
| GSW | 14 |
| SFT | 4 |
| BFT | |
| TOTAL: | 18 |

JUSTIFIABLE HOMICIDES

- **22** 2020 Year to Date homicides either ruled Justifiable by the DA, or are pending review
- **12** 2019 Year to Date homicides either ruled Justifiable by the DA, or are pending review
- This is a 83.3% increase



*Incidents from the Homicide Investigation Log that are ruled Justifiable Homicides by the DA, or that are pending DA review, are not included in the totals found on this report. Accidental Deaths are also not included.