



LAS VEGAS METROPOLITAN POLICE DEPARTMENT

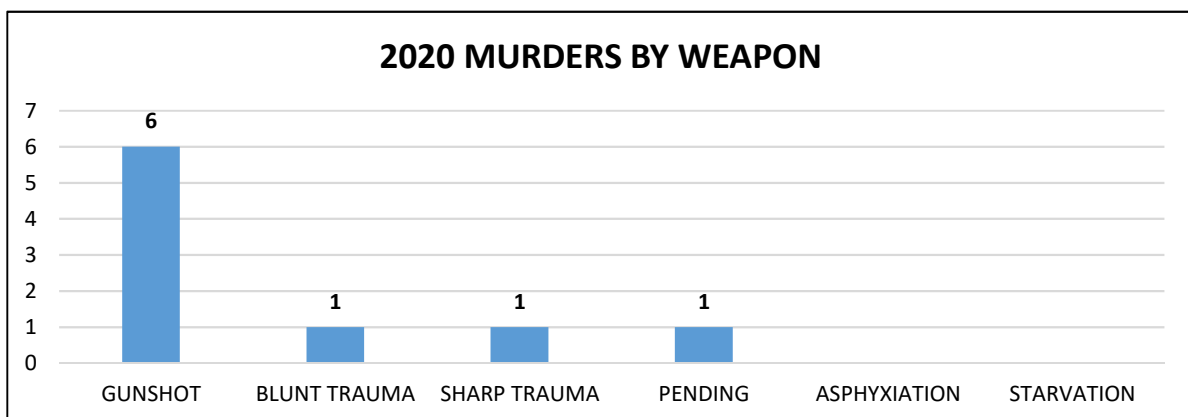
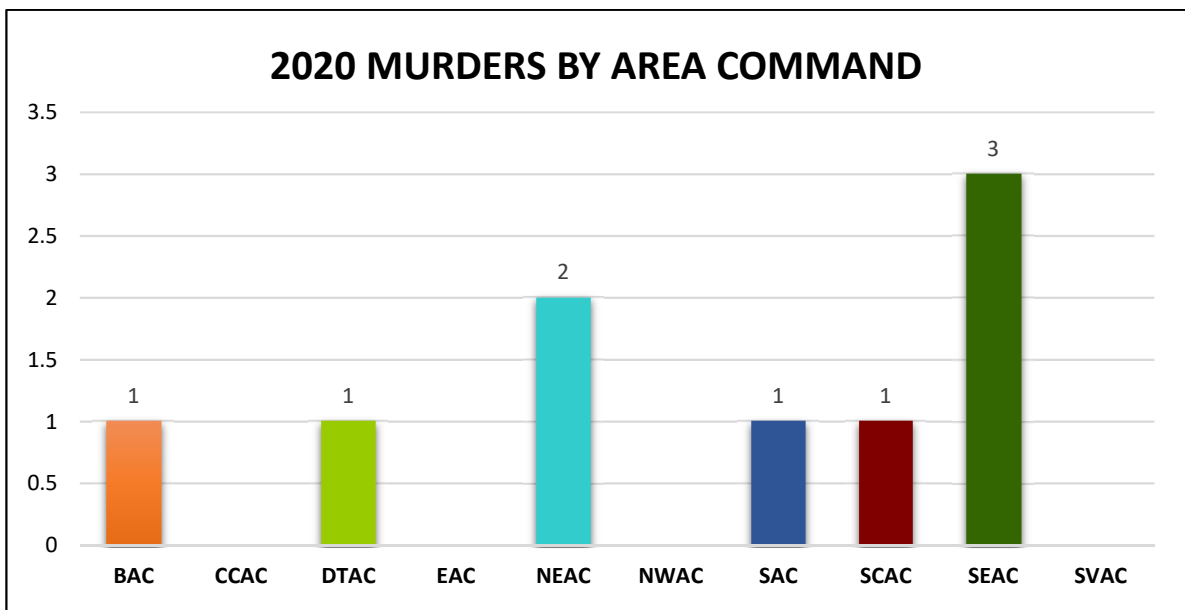
MURDER STAT SHEET

01/01/2020 - 03/14/2020

VALLEYWIDE MURDERS

Summary:

- **9** 2020 Year to Date Murders
- **11** 2019 Year to Date Murders
 - This is a **-18%** decrease
- **2** 2020 Year to Date Justifiable Homicides
- **1** 2020 Year to Date Other Jurisdiction Murders handled by LVMPD
- **4** 2020 Year to Date LVMPD Officer-Involved Shootings
- **78%** clearance rate as of 3/14/2020
 - **7** Cases cleared by arrest, submitted, ID'd or suspect deceased
 - **2** Open cases



*Incidents from the Homicide Investigation Log that are ruled Justifiable Homicides by the DA, or that are pending DA review, are not included in the totals found on this report. Accidental Deaths are also not included.



LAS VEGAS METROPOLITAN POLICE DEPARTMENT

MURDER STAT SHEET

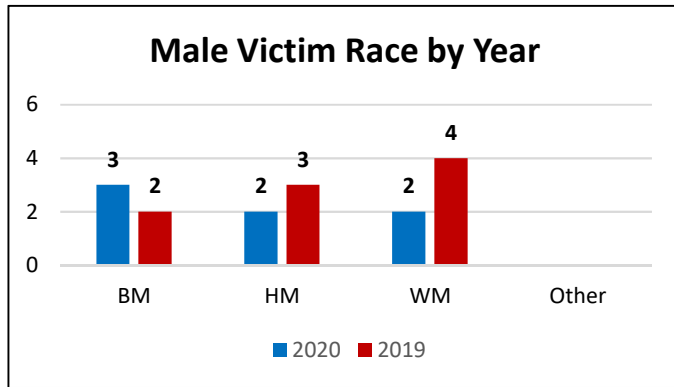
01/01/2020 - 03/14/2020

VICTIMOLOGY

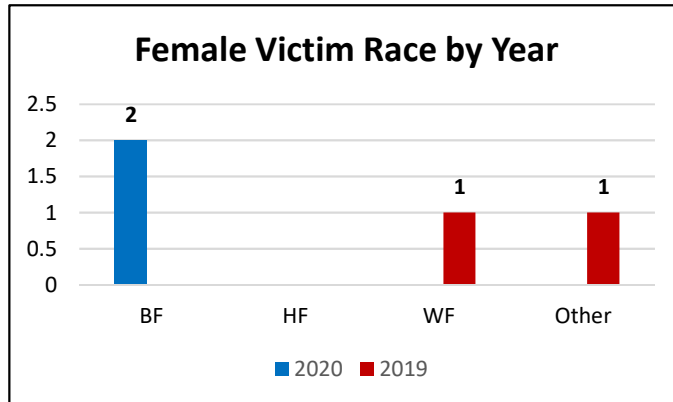
Top 5 Causative Factors*	2020	2019	% Change

**full list on final page of report*

Victim Age	2020	2019	% Change
0-11 Months			
12-23 Months			
2-9yoa	0	1	-100%
10-14yoa			
15-19yoa	1	1	N/C
20-29yoa	3	3	0%
30-39yoa	0	3	-100%
40-49yoa	4	1	300%
50+yoa	1	2	-50%
Undetermined			
Total	9	11	-18%



Total Male Victims:
2020 - 7
2019 - 9



Total Female Victims:
2020 - 2
2019 - 2

*Incidents from the Homicide Investigation Log that are ruled Justifiable Homicides by the DA, or that are pending DA review, are not included in the totals found on this report. Accidental Deaths are also not included.



LAS VEGAS METROPOLITAN POLICE DEPARTMENT

MURDER STAT SHEET

01/01/2020 - 03/14/2020

GANG INVOLVED MURDERS

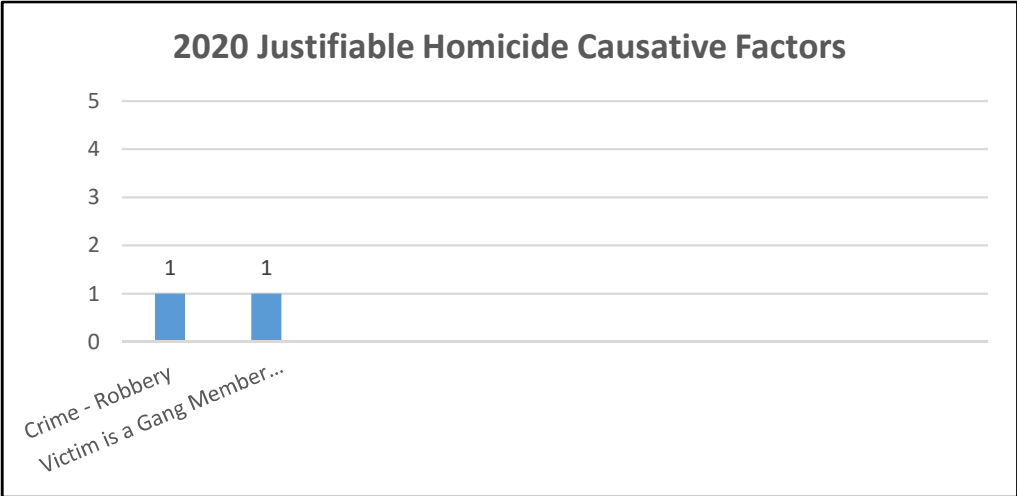
- Out of 9 murders 1 involve a gang member.
 - This accounts for 11% of all murders.
- 0% clearance rate as of 3/14/2020
 - 0 Cases cleared by arrest, submitted, ID'd or suspect deceased
 - 1 Open cases

CAUSATIVE FACTORS	Suspect is a Gang Member	Victim is a Gang Member	Victim is a Gang Member & Suspect is a Gang Member	Total
VICTIM IS A GANG MEMBER		1		
Total	0	1	0	1

WEAPON USAGE (2020)	
GSW	1
SFT	
BFT	
TOTAL:	1

JUSTIFIABLE HOMICIDES

- **2** 2020 Year to Date homicides either ruled Justifiable by the DA, or are pending review
- **2** 2019 Year to Date homicides either ruled Justifiable by the DA, or are pending review
 - *There is no change*



*Incidents from the Homicide Investigation Log that are ruled Justifiable Homicides by the DA, or that are pending DA review, are not included in the totals found on this report. Accidental Deaths are also not included.